

DRANETZ-BMI

PowerXplorer PX5

The PowerXplorer integrates the most advanced feature set available in a power monitoring instrument, with an easy-to-navigate, color graphical user interface. With high-speed sampling and data capture (1 microsecond/channel), this 8-channel workhorse simultaneously captures and characterizes thousands of parameters, using a range of standard and customizable operating modes. The unique measurement capabilities of the PowerXplorer include capture of low-medium-high frequency transients through peak, waveshape, rms duration and adaptive high-speed sampling, as well as power measurements to clearly characterize non-sinusoidal and unbalanced systems.



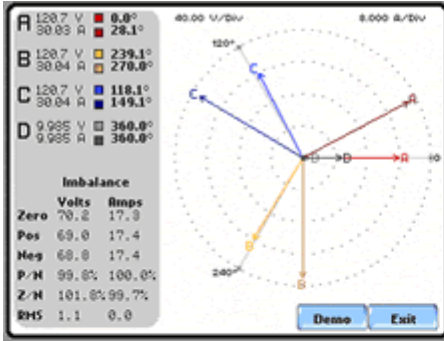
Features & Highlights

- Eight channels, 4 voltage & 4 current
- Intuitive color touch screen
- Light weight – About 4 pounds, 2 kg – with rugged rubber boot
- AC/DC applications
- Samples at 256 samples/cycle
- Independent voltage & current triggering, cross triggering
- High-speed sampling and data capture (1 microsecond/channel)
- Oscilloscope-like high speed transient detection (Dranetz 658-like and BMI-8800 like)
- Detailed event characterization of RMS variations and transients
- THD/harmonic spectrum and TID/interharmonics spectrum to the 63rd
- Captures IEEE 1459 parameters for non-sinusoidal and advanced power systems
- Remote communications—RS-232, Ethernet or USB
- Battery or AC mode
- Built in UPS battery with external charger
- Expanded memory up to 128 MB
- Available languages – English, Spanish, French, German, Italian, Swedish, Finnish, Chinese, Japanese, Korean
- DRAN-VIEW enabled (Windows NT, 98, ME, 2000, XP)
- Measures flicker according to IEC 61000-4-15
- Complies with IEEE 1159, IEC 61000-4-30 Class A and EN50160
- Instrument available in 400 Hz measurement version

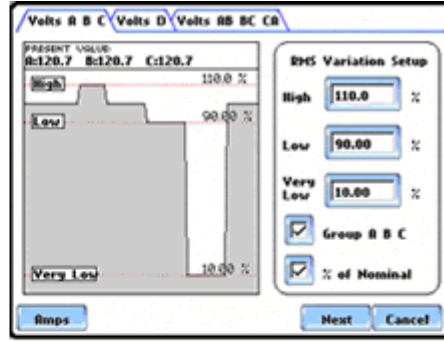
Modes of Operation

PowerXplorer users can select from a multitude of data displays such as phasors, waveforms, meters and harmonic spectrums, as well as recording options that include continuous monitoring or report-by exception, and AC and DC measurements for events lasting from a microsecond to an hour.

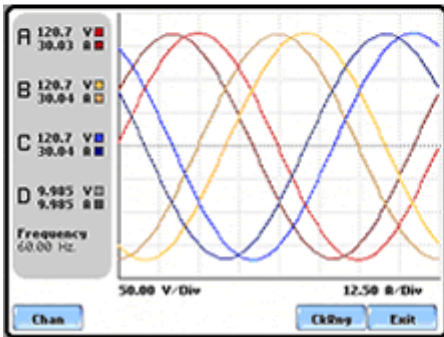
PowerXplorer users can select from a multitude of data displays such as phasors, waveforms, meters and harmonic spectrums, as well as recording options that include continuous monitoring or report-by exception, and AC and DC measurements for events lasting from a microsecond to an hour.



Phasor Diagrams



Standard Setup Screen



Scope Mode



Event Characterization